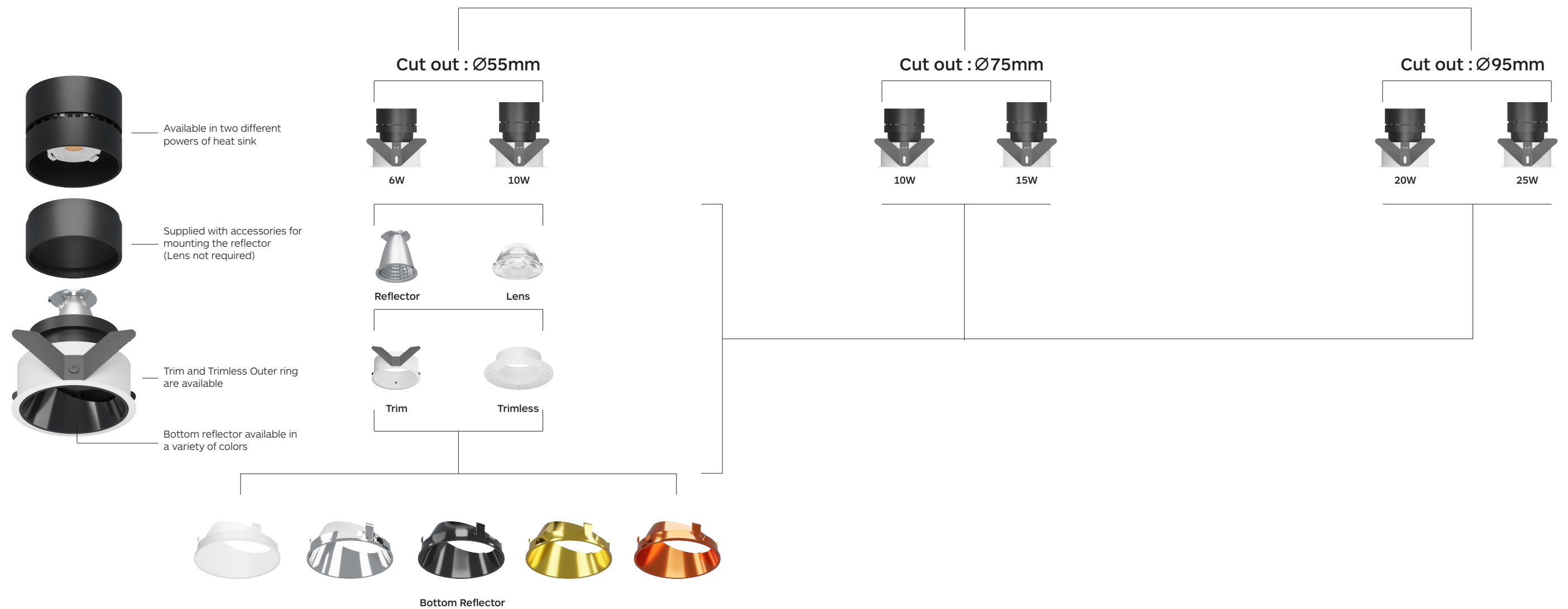


SILO

Recessed Downlight



SILO Recessed Downlight



Body

Designed from the user's point of view, the luminaire can be freely replaced with lenes and reflectors according to the customer's needs and is also available trim and trimless.

Add a pull-down ring allows the luminaire to be pulled down by hands, providing great convenience for the maintenance of the luminaire.

Not Only offer high efficiency and the comfortable low glare light, but also to achieve and even and soft high quality output of light.

Accessories

Honeycomb louvre, Linear Spread glass, glass.

Finish

Black or white colour.

LED sources

Light source: COB LED
CRI: 90 I CCT: 3000K, 4000K
Other CRI and CCT options available on request.

Optic

Lens or reflector.
Narrow, medium and wide beam angle available.



Driver

Supplied with No-dimable remote driver.
Diming Options: Triac Dim, 0-10V Dim, Dali Dim.

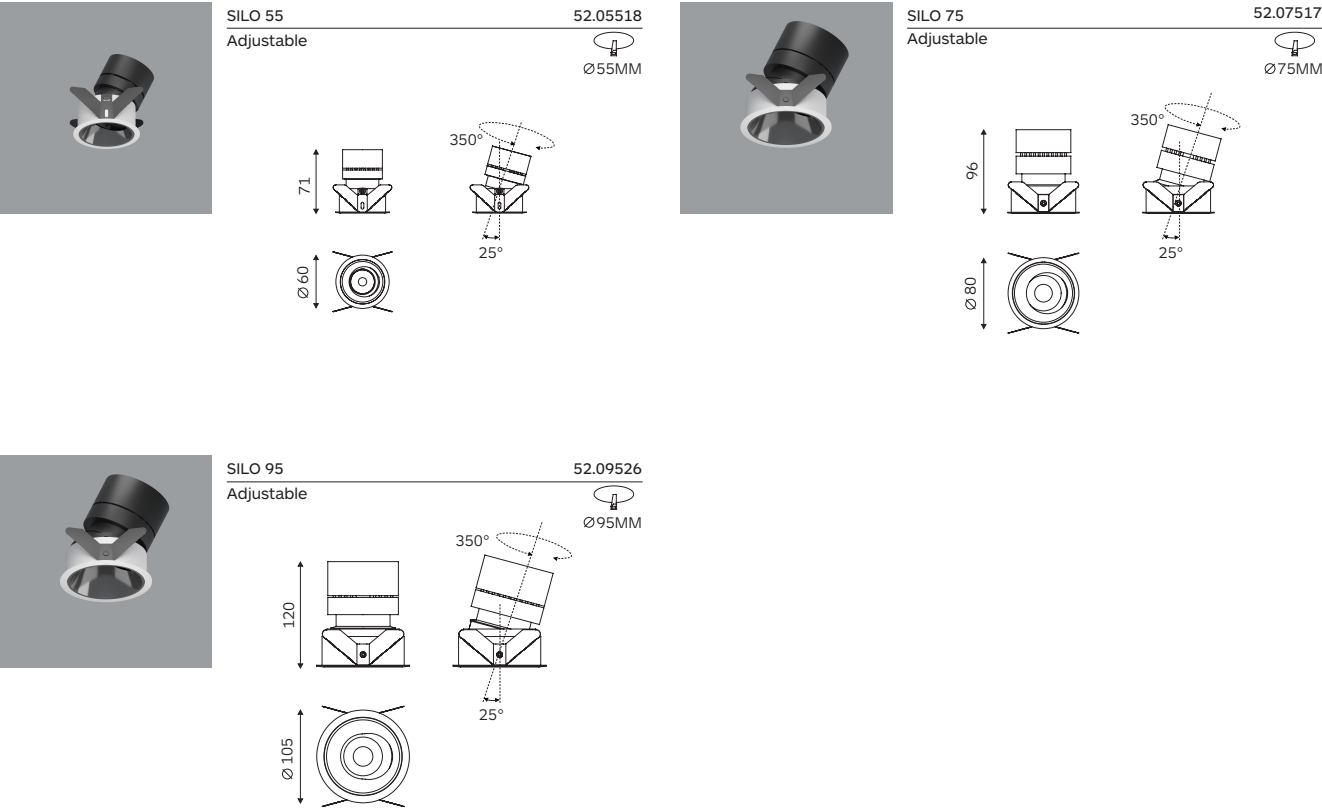
Applications

Star hotel rooms, aisles, villas, high-end private clubs, restaurants and other commercial spaces (such as furniture stores, ceramic and sanitary ware chain shops, brand chain shops and other commercial atmosphere lighting applications)

Suitable Accessories



SILO Recessed Downlight



Code Ordering Example: 5 2 . 0 5 5 1 8 - 9 0 3 0 1 9 D 0 1 0

	Product Code	Light Source Code		>CRI	CCT	LED Power	Nominal Lumen	Beam Angle (BA)	Driver Options		Finish
SILO 55 Downlight Adjustable Trim	52.05518	CA	COB LED	90	30 3000K	10W	1729 lm	15°/32°/42°	D0	No Dim	10 <input type="checkbox"/> WH
					40 4000k		1815 lm		DA	Dali Dim	20 <input checked="" type="checkbox"/> BK
SILO 75 Downlight Adjustable Trim	52.07517	CA	COB LED	90	30 3000K	15W	1955 lm	15°/32°/42°	DC	0-10V Dim	
					40 4000k		2052 lm				
SILO 95 Downlight Adjustable Trim	52.09526	CA	COB LED	90	30 3000K	25W	2221 lm	19°/29°/38°			
					40 4000k		2332 lm				

SILO Recessed Downlight



Body

Designed from the user's point of view, the luminaire can be freely replaced with lenes and reflectors according to the customer's needs and is also available trim and trimless.

Add a pull-down ring allows the luminaire to be pulled down by hands, providing great convenience for the maintenance of the luminaire.

Not Only offer high efficiency and the comfortable low glare right, but also to achieve and even and soft high quality output of light.

Accessories

Honeycomb louvre, Linear Spread glass, glass.

Finish

Black or white colour.

LED sources

Light source: COB LED
CRI: 90 I CCT: 3000K, 4000K
Other CRI and CCT options available on request.

Optic

Lens or reflector.
Narrow, medium and wide beam angle available.


Driver

Supplied with No-dimable remote driver.
Diming Options: 0-10V Dim, Dali Dim.


Applications

Star hotel rooms, aisles, villas, high-end private clubs, restaurants and other commercial spaces (such as furniture stores, ceramic and sanitary ware chain shops, brand chain shops and other commercial atmosphere lighting applications)

Suitable Accessories



Linear Spread glass

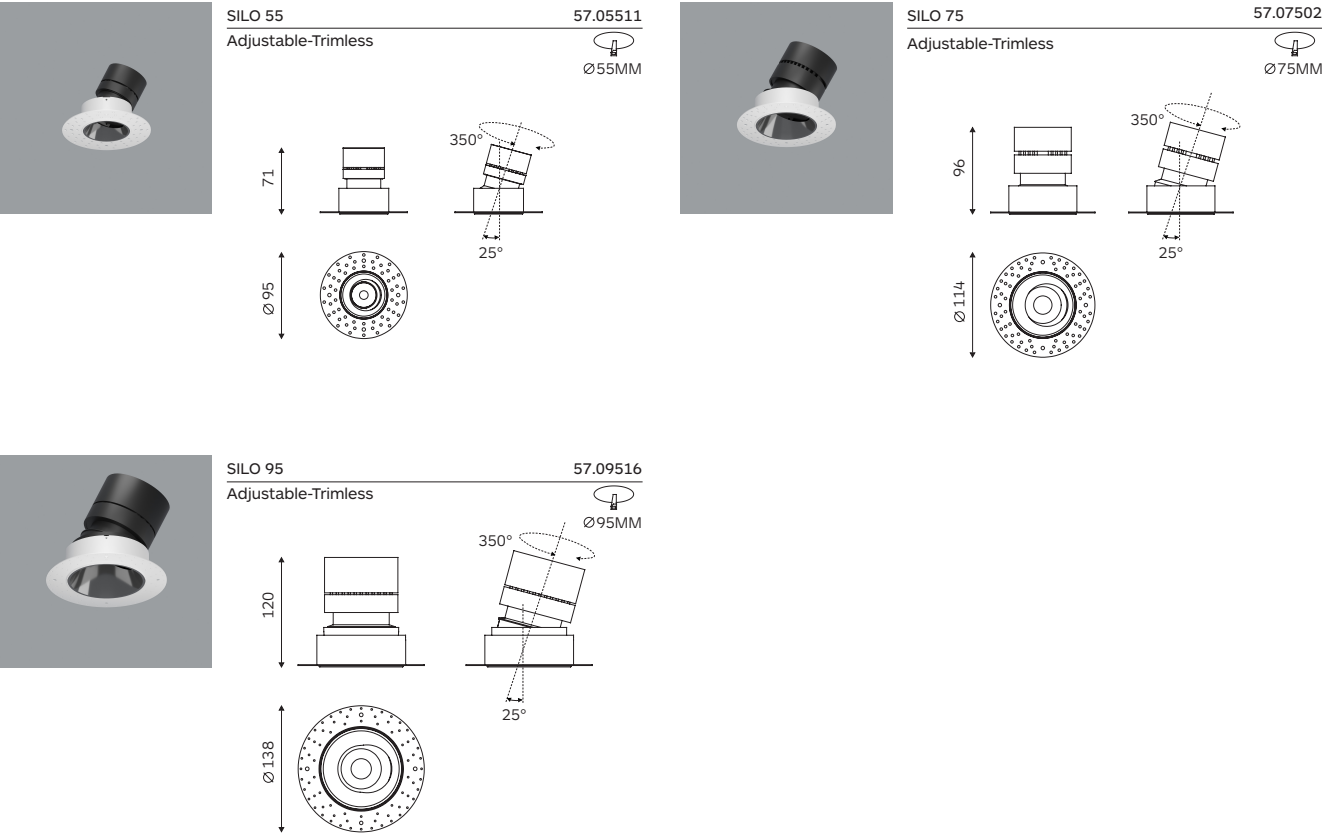


Glass



Honeycomb louvre

SILO Recessed Downlight



Code Ordering Example: 5 7 . 0 5 5 1 1 - 9 0 3 0 1 9 D 0 1 0

	Product Code	Light Source Code		>CRI	CCT	LED Power	Nominal Lumen	Beam Angle (BA)	Driver Options		Finish	
SILO 55 Downlight Adjustable Trimless	57.05511	CA	COB LED	90	30 3000K	10W	1729 lm	15°/32°/42°	D0	No Dim	10	□ WH
					40 4000k		1815 lm		DA	Dali Dim	20	■ BK
SILO 75 Downlight Adjustable Trimless	57.07502	CA	COB LED	90	30 3000K	15W	1955 lm	15°/32°/42°	DC	0-10V Dim		
					40 4000k		2052 lm					
SILO 95 Downlight Adjustable Trimless	57.09516	CA	COB LED	90	30 3000K	25W	2221 lm	19°/29°/38°				
					40 4000k		2332 lm					